



# GLOBAL TERRORISM INDEX

**GLOBAL  
TERRORISM  
INDEX**

INSTITUTE FOR  
ECONOMICS  
& PEACE

Глобальный индекс терроризма (Global Terrorism Index) – это комплексное исследование, которое оценивает уровень террористической активности в странах мира и показывает, какое из государств и в каких масштабах сталкивается с террористической угрозой.

## INFORMATION ON THE STUDY

Title	The Global Terrorism Index 2014
Date	2014
Periodicity	Annually
Produced by	The Institute for Economics and Peace in cooperation with the University of Maryland
Source	<a href="http://www.visionofhumanity.org">http://www.visionofhumanity.org</a>

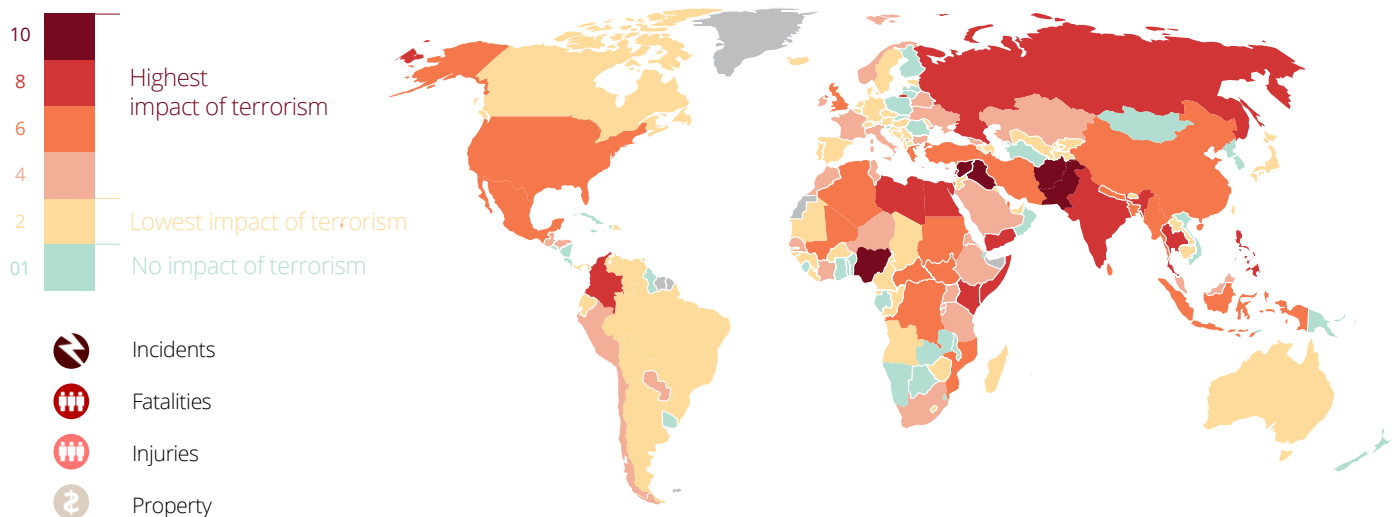
## METHODOLOGY

The Global Terrorism Index (GTI) is a comprehensive study that accounts for the direct and indirect impact of terrorism in 162 countries in terms of lives lost, injuries, property damage and the psychological after-effects of terrorism. This study covers 99.6 per cent of the world's population.










The four factors counted in each country's yearly score, are:

- Total number of terrorist incidents in a given year
- Total number of fatalities caused by terrorists in a given year
- Total number of injuries caused by terrorists in a given year
- A measure of the total property damage from terrorist incidents in a given year.

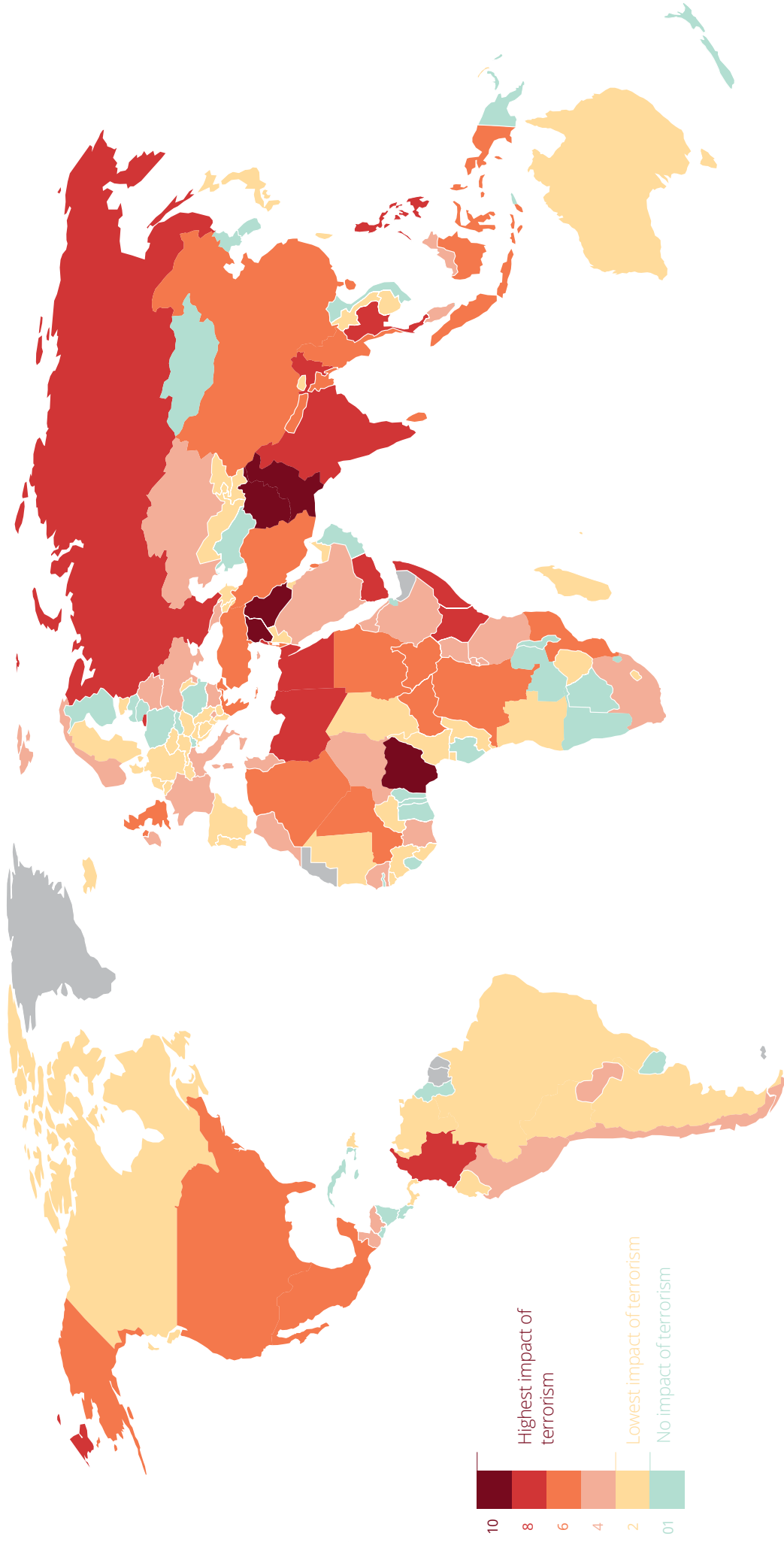
The Index is produced by the Institute for Economics and Peace and is based on data from the National Consortium for the Study of Terrorism and Responses to Terrorism (START) at the University of Maryland. The Global Terrorism Database (collected and collated by the START) is considered to be the most comprehensive dataset on terrorist activity globally and has codified over 100,000 terrorist incidents.



Country	Score										
1 Iraq	10	2492	6362	14947	812						
2 Afghanistan	9,39	1148	3111	3721	453						
3 Pakistan	9,37	1933	2345	5035	701						
4 Nigeria	8,58	303	1826	457	97						
5 Syria	8,12	217	1078	1776	93						
6 India	7,86	624	404	719	158						
7 Somalia	7,41	197	405	492	60						
8 Yemen	7,31	295	291	583	65						
9 Philippines	7,29	499	292	444	184						
10 Thailand	7,19	332	131	398	192						
11 Russia	6,76	120	136	269	48						
12 Kenya	6,58	74	201	442	22						
13 Yemen	6,5	202	181	450	59						
14 Lebanon	6,4	92	134	968	41						
15 Libya	6,25	226	121	151	103						
16 Colombia	6,24	115	55	189	25						
17 Turkey	5,98	34	57	162	18						
18 Dem.Rep.Congo	5,9	14	105	33	4.0						
19 Sudan	5,77	29	59	92	13						
20 South Sudan	5,6	9.0	123	97	5.0						
21 Algeria	5,52	13	87	24	5.0						
22 Mali	5,29	31	78	83	14						
23 Bangladesh	5,25	130	8.0	110	52						
24 Nepal	5,23	102	3.0	86	41						
25 China	5,21	12	60	71	3.0						
26 Cent.African Rep.	5,19	14	85	44	3.0						
27 United Kingdom	5,17	131	3.0	63	42						
28 Iran	4,9	8.0	34	17	1.0						
29 Greece	4,73	53	2.0	7.0	44						
30 USA	4,71	9.0	6.0	274	2.0						
31 Indonesia	4,67	22	20	9.0	10						
32 Mexico	4,66	4.0	40	106	1.0						
32 Israel	4,66	28	2.0	2.0	10						
34 Bahrain	4,41	51	3.0	39	22						
35 Myanmar	4,24	17	10	25	6.0						
36 Mozambique	4,01	14	15	57	6.0						
36 Sri Lanka	4,01	13	0.0	29	7.0						
38 Rwanda	4	4.0	6.0	62	0.0						
39 Burundi	3,97	2.0	5.0	12	2.0						
40 Cote d' Ivoire	3,76	4.0	4.0	3.0	3.0						
41 Tanzania	3,71	7.0	8.0	83	3.0						
42 Ethiopia	3,7	3.0	6.0	0.0	2.0						
43 Paraguay	3,63	10	12	15	6.0						
44 Norway	3,57	0.0	0.0	0.0	0.0						
45 Senegal	3,55	3.0	7.0	1.0	2.0						
46 Tunisia	3,29	14	6.0	1.0	7.0						
47 Ireland	3,09	24	0.0	1.0	0.0						
48 South Africa	3,04	12	2.0	5.0	5.0						
48 Malaysia	3,04	13	2.0	1.0	7.0						
50 Peru	2,96	6.0	2.0	2.0	4.0						
51 Ukraine	2,95	4.0	1.0	3.0	3.0						
52 Uganda	2,93	0.0	0.0	0.0	0.0						
53 Belarus	2,85	0.0	0.0	0.0	0.0						
54 Kosovo	2,73	6.0	1.0	4.0	4.0						
55 Saudi Arabia	2,71	6.0	1.0	2.0	1.0						
56 France	2,67	5.0	0.0	1.0	1.0						
57 Guatemala	2,61	6.0	4.0	3.0	1.0						
58 Niger	2,59	2.0	3.0	17	0.0						
58 Chile	2,59	4.0	2.0	1.0	3.0						
60 Georgia	2,58	2.0	2.0	0.0	1.0						
60 Bulgaria	2,58	3.0	0.0	0.0	0.0						
62 Italy	2,55	7.0	0.0	4.0	1.0						
63 Eritrea	2,45	0.0	0.0	0.0	0.0						
64 Honduras	2,38	2.0	5.0	0.0	0.0						
65 Kazakhstan	2,37	4.0	0.0	1.0	0.0						
66 Cyprus	2,3	7.0	0.0	0.0	6.0						
67 Morocco	2,11	0.0	0.0	0.0	0.0						
68 Tajikistan	1,99	0.0	0.0	0.0	0.0						
69 Spain	1,84	5.0	0.0	1.0	0.0						
70 Jordan	1,76	2.0	0.0	0.0	1.0						
71 Argentina	1,73	2.0	0.0	2.0	2.0						
72 Brazil	1,72	3.0	2.0	0.0	0.0						
73 Rep.of the Congo	1,59	1.0	2.0	5.0	0.0						
74 Trinidad and Tobago	1,54	3.0	0.0	0.0	3.0						
75 Macedonia	1,45	0.0	0.0	0.0	0.0						
75 Cameroon	1,45	2.0	0.0	0.0	0.0						
77 Switzerland	1,34	2.0	0.0	0.0	2.0						
78 Madagascar	1,26	2.0	0.0	0.0	1.0						
79 Ecuador	1,18	2.0	1.0	0.0	0.0						
80 Zimbabwe	1,16	3.0	0.0	1.0	1.0						
81 Guinea	1,12	2.0	0.0	0.0	2.0						
82 Sweden	1,07	0.0	0.0	0.0	0.0						

Country	Score				
83  Germany	1,02	0.0	0.0	0.0	0.0
84  Canada	0,95	3.0	0.0	0.0	0.0
85  Czech Republic	0,81	1.0	1.0	0.0	0.0
86  Bosn. and Herz.	0,76	1.0	0.0	0.0	1.0
87  Montenegro	0,7	2.0	0.0	0.0	1.0
87  Burkina Faso	0,7	1.0	1.0	0.0	0.0
89  Serbia	0,58	0.0	0.0	0.0	0.0
89  Netherlands	0,58	0.0	0.0	0.0	0.0
91  Mauritania	0,56	0.0	0.0	0.0	0.0
92  Venezuela	0,54	0.0	0.0	0.0	0.0
93  Belgium	0,53	0.0	0.0	0.0	0.0
94  Dominican Rep.	0,47	1.0	0.0	0.0	1.0
95  Australia	0,41	0.0	0.0	0.0	0.0
95  Angola	0,41	0.0	0.0	0.0	0.0
97  Guinea-Bissau	0,35	0.0	0.0	0.0	0.0
98  Taiwan	0,31	2.0	0.0	0.0	0.0
98  Cambodia	0,31	2.0	0.0	0.0	0.0
100  UAE	0,29	1.0	0.0	0.0	0.0
101  Moldova	0,28	0.0	0.0	0.0	0.0
102  Armenia	0,27	1.0	0.0	1.0	0.0
103  Bolivia	0,24	0.0	0.0	0.0	0.0
103  Austria	0,24	0.0	0.0	0.0	0.0
105  Portugal	0,23	0.0	0.0	0.0	0.0
105  Croatia	0,23	1.0	0.0	1.0	0.0
107  Denmark	0,19	1.0	0.0	0.0	0.0
107  Albania	0,19	1.0	0.0	0.0	0.0
109  Estonia	0,16	0.0	0.0	0.0	0.0
109  Bhutan	0,16	0.0	0.0	0.0	0.0
111  Uzbekistan	0,14	0.0	0.0	0.0	0.0
112  Kyrgyz Republic	0,1	0.0	0.0	0.0	0.0
113  Liberia	0,08	0.0	0.0	0.0	0.0
113  Laos	0,08	0.0	0.0	0.0	0.0
113  Iceland	0,08	0.0	0.0	0.0	0.0
116  Hungary	0,07	0.0	0.0	0.0	0.0
117  Azerbaijan	0,06	0.0	0.0	0.0	0.0
118  Chad	0,05	0.0	0.0	0.0	0.0
119  Panama	0,04	0.0	0.0	0.0	0.0
119  Kuwait	0,04	0.0	0.0	0.0	0.0
121  Lesotho	0,01	0.0	0.0	0.0	0.0
121  Japan	0,01	0.0	0.0	0.0	0.0
121  Equat. Guinea	0,01	0.0	0.0	0.0	0.0
124  Zambia	0	0.0	0.0	0.0	0.0
124  Vietnam	0	0.0	0.0	0.0	0.0
124  Uruguay	0	0.0	0.0	0.0	0.0
124  Timor-Leste	0	0.0	0.0	0.0	0.0
124  Turkmenistan	0	0.0	0.0	0.0	0.0
124  Togo	0	0.0	0.0	0.0	0.0
124  Swaziland	0	0.0	0.0	0.0	0.0
124  Slovenia	0	0.0	0.0	0.0	0.0
124  Slovakia	0	0.0	0.0	0.0	0.0
124  El Salvador	0	0.0	0.0	0.0	0.0
124  Sierra Leone	0	0.0	0.0	0.0	0.0
124  Singapore	0	0.0	0.0	0.0	0.0
124  Romania	0	0.0	0.0	0.0	0.0
124  Qatar	0	0.0	0.0	0.0	0.0
124  North Korea	0	0.0	0.0	0.0	0.0
124  Poland	0	0.0	0.0	0.0	0.0
124  Papua N. Guinea	0	0.0	0.0	0.0	0.0
124  Oman	0	0.0	0.0	0.0	0.0
124  New Zealand	0	0.0	0.0	0.0	0.0
124  Nicaragua	0	0.0	0.0	0.0	0.0
124  Namibia	0	0.0	0.0	0.0	0.0
124  Malawi	0	0.0	0.0	0.0	0.0
124  Mauritius	0	0.0	0.0	0.0	0.0
124  Mongolia	0	0.0	0.0	0.0	0.0
124  Latvia	0	0.0	0.0	0.0	0.0
124  Lithuania	0	0.0	0.0	0.0	0.0
124  South Korea	0	0.0	0.0	0.0	0.0
124  Jamaica	0	0.0	0.0	0.0	0.0
124  Haiti	0	0.0	0.0	0.0	0.0
124  Guyana	0	0.0	0.0	0.0	0.0
124  The Gambia	0	0.0	0.0	0.0	0.0
124  Ghana	0	0.0	0.0	0.0	0.0
124  Gabon	0	0.0	0.0	0.0	0.0
124  Finland	0	0.0	0.0	0.0	0.0
124  Djibouti	0	0.0	0.0	0.0	0.0
124  Cuba	0	0.0	0.0	0.0	0.0
124  Costa Rica	0	0.0	0.0	0.0	0.0
124  Botswana	0	0.0	0.0	0.0	0.0
124  Benin	0	0.0	0.0	0.0	0.0

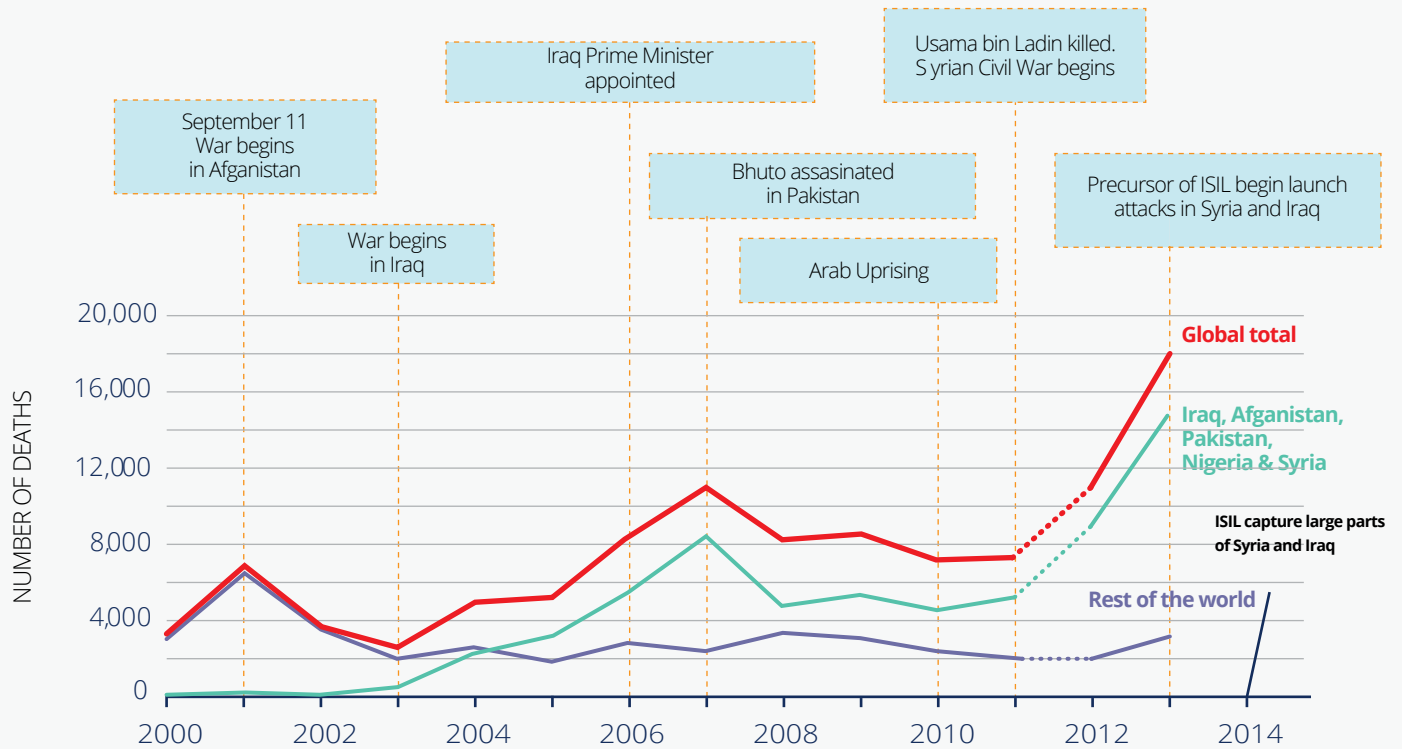
GLOBAL TERRORISM INDEX 2014



## THE RESEARCH'S RESULTS

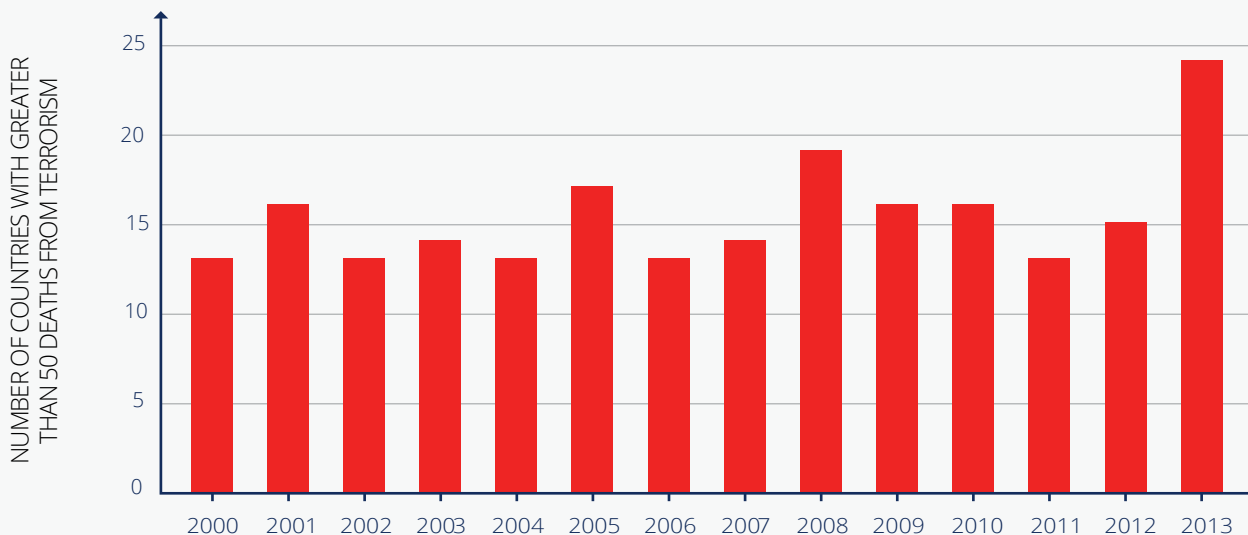
In 2013 terrorist activity increased substantially with the total number of deaths rising from 11,133 in 2012 to 17,958 in 2013, a 61 per cent increase. In 2013 alone, almost 10,000 terrorist incidents were recorded. The number of people who have died from terrorist activity has increased fivefold since the year 2000.

DEATHS FROM TERRORISM, 2000–2013



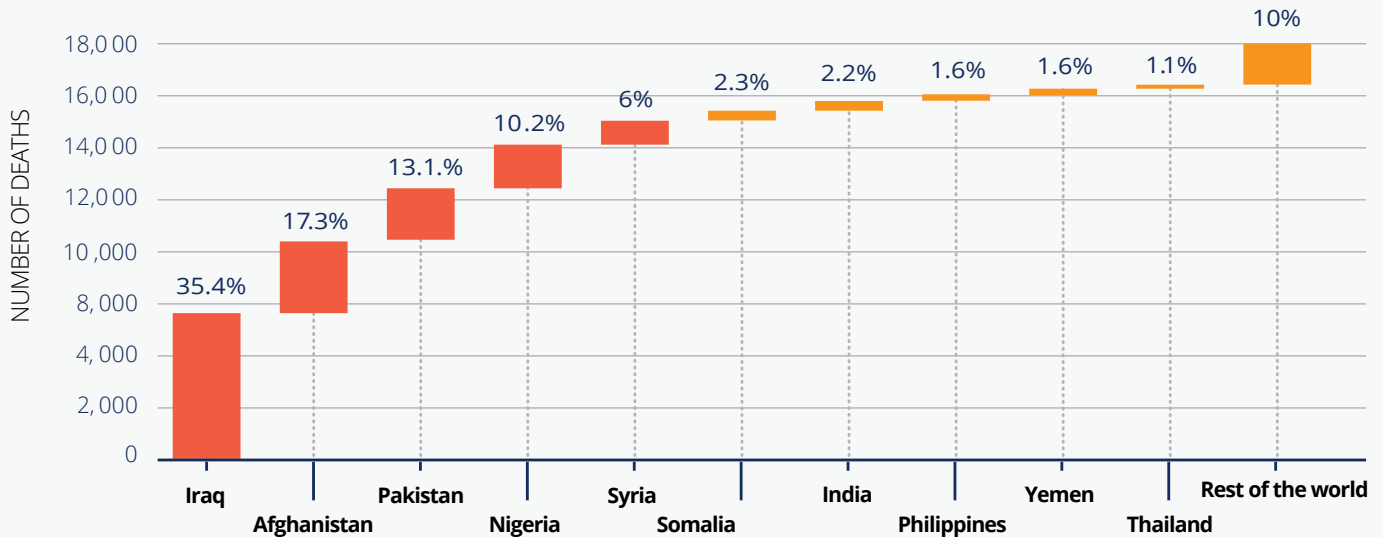
In 2013 not only the number of terrorist acts and victims increased, but the geography of terrorism expanded alarmingly. In 2013 the number of countries that lost over 50 lives to terrorist attacks reached 24, while in 2000 it amounted 13.

NUMBER OF COUNTRIES THAT EXPERIENCE SEVERE LOSSES FROM TERRORISM



The ten countries ranked at the top of the 2014 Global Terrorism Index have all suffered from terrorism for many years. 82% killed in terrorist attacks were in just five countries: Iraq, Afghanistan, Pakistan, Nigeria and Syria. Other five countries that suffered from terrorism the most are India, Somalia, Yemen, Philippines and Thailand.

### COUNTRIES WITH THE HIGHEST NUMBER OF DEATHS BY TERRORISM, PERCENTAGE OF GLOBAL TERRORIST DEATHS FOR 2013



In addition, the Institute for Economics and Peace has identified the following 13 countries as being at risk of increased terrorist activity from current levels: Angola, Bangladesh, Burundi, Central African Republic, Cote d'Ivoire, Ethiopia, Iran, Israel, Mali, Mexico, Myanmar, Sri Lanka and Uganda.

Authors of the survey identified the worst terrorist acts in 2013.

### 50 WORST TERRORIST ATTACKS IN 2013

RANK	COUNTRY	DATE	ORGANISATION	FATALITIES	INJURIES	WEAPON TYPE
1	Nigeria	17/09/2013	Boko Haram	142	0	Firearms
2	Nigeria	24/10/2013	Boko Haram	125	0	Explosives/Bombs/Dynamite
3	Syria	22/07/2013	Al-Nusrah Front	123	0	Firearms
4	Pakistan	10/01/2013	Lashkar-e-Jhangvi	119	219	Explosives/Bombs/Dynamite
5	Afghanistan	02/08/2013	Taliban	98	0	Firearms
6	Pakistan	16/02/2013	Lashkar-e-Jhangvi	91	169	Explosives/Bombs/Dynamite
7	Pakistan	22/09/2013	Jundallah	87	131	Explosives/Bombs/Dynamite
8	Afghanistan	18/08/2013	Taliban	82	22	Firearms
9	Kenya	21/09/2013	Al-Shabaab	72	201	Explosives/Bombs/Dynamite
10	Nigeria	20/12/2013	Boko Haram	70	0	Explosives/Bombs/Dynamite
11	Syria	11/06/2013	Al-Nusrah Front	70	0	Firearms

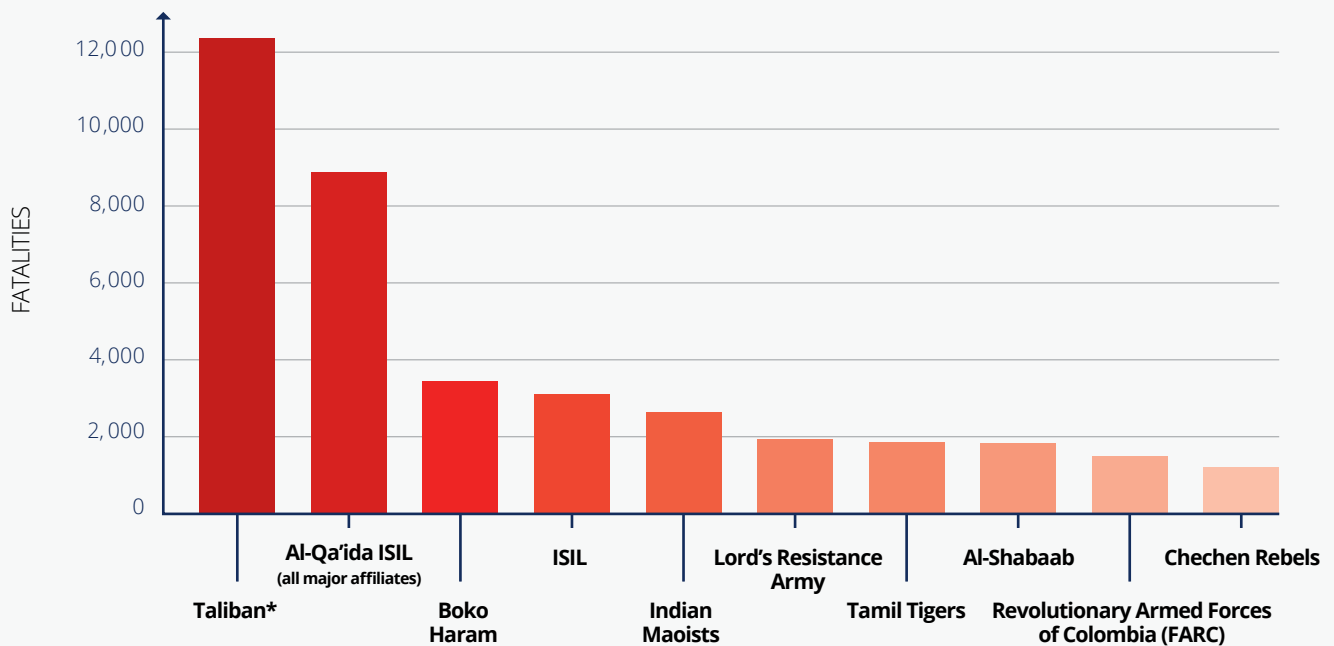
RANK	COUNTRY	DATE	ORGANISATION	FATALITIES	INJURIES	WEAPON TYPE
12	Algeria	16/01/2013	al-Mua'q'oon Biddam Brigade (Those who Sign with Blood)	69	8	Explosives/Bombs/Dynamite
13	Yemen	5/12/2013	Al-Qa`ida in the Arabian Peninsula (AQAP)	68	215	Explosives/Bombs/Dynamite
14	Syria	21/02/2013	Unknown	62	201	Explosives/Bombs/Dynamite
15	Pakistan	26/07/2013	Mujahideen Ansar	61	151	Explosives/Bombs/Dynamite
16	Syria	6/02/2013	Al-Nusrah Front	61	0	Explosives/Bombs/Dynamite
17	Nigeria	7/05/ 2013	Boko Haram	55	0	Firearms
18	Central African Rep.	5/12/2013	Anti-Balaka Militia	54	0	Firearms
19	Turkey	11/05/2013	Islamic State of Iraq and the Levant	53	140	Explosives/Bombs/Dynamite
20	Afghanistan	3/04/2013	Taliban	53	95	Explosives/Bombs/Dynamite
21	Syria	21/03/2013	Unknown	50	84	Explosives/Bombs/Dynamite
22	Lebanon	23/08/2013	Islamic Unification Movement	47	300	Explosives/Bombs/Dynamite
23	Iraq	5/10/2013	Islamic State of Iraq and the Levant	47	85	Explosives/Bombs/Dynamite
24	Nigeria	6/07/2013	Boko Haram	46	4	Firearms
25	Iraq	24/04/2013	Unknown	46	0	Firearms
26	Pakistan	3/03/2013	Tehrik-i-Taliban Pakistan (TTP)	45	151	Explosives/Bombs/Dynamite
27	Iraq	21/09/2013	Unknown	45	80	Explosives/Bombs/Dynamite
28	Iraq	25/12/2013	Islamic State of Iraq and the Levant	44	71	Explosives/Bombs/Dynamite
29	Nigeria	11/08/2013	Boko Haram	44	26	Firearms
30	Pakistan	29/09/2013	Unknown	43	101	Explosives/Bombs/Dynamite
31	Iraq	23/01/2013	Al-Qa`ida in Iraq	43	75	Explosives/Bombs/Dynamite
32	Iraq	12/07/2013	Unknown	42	35	Explosives/Bombs/Dynamite
33	Iraq	29/09/2013	Islamic State of Iraq and the Levant	41	50	Explosives/Bombs/Dynamite
34	Syria	1/08/2013	Liwa al-Haqq	40	160	Explosives/Bombs/Dynamite
35	Iraq	17/05/2013	Unknown	40	57	Explosives/Bombs/Dynamite
36	Nigeria	29/09/2013	Boko Haram	40	18	Firearms
37	Dem. Rep. of Congo	25/12/2013	Allied Democratic Forces (ADF)	40	16	Firearms
38	Nigeria	18/03/2013	Boko Haram	39	75	Explosives/Bombs/Dynamite
39	Pakistan	8/08/2013	Tehrik-i-Taliban Pakistan (TTP)	39	50	Explosives/Bombs/Dynamite



RANK	COUNTRY	DATE	ORGANISATION	FATALITIES	INJURIES	WEAPON TYPE
40	Somalia	13/04/2013	Al-Shabaab	38	58	Explosives/Bombs/Dynamite
41	Mexico	31/01/2013	Individuals Tending Toward Savagery	37	101	Incendiary
42	Iraq	20/10/2013	Unknown	37	50	Explosives/Bombs/Dynamite
43	Iraq	3/02/2013	Al-Qa`ida in Iraq	36	70	Explosives/Bombs/Dynamite
44	Pakistan	18/06/2013	Unknown	35	43	Explosives/Bombs/Dynamite
45	Nigeria	19/08/2013	Boko Haram	35	14	Incendiary
46	Pakistan	2/02/2013	Tehrik-i-Taliban Pakistan (TTP)	35	8	Explosives/Bombs/Dynamite
47	Iraq	14/11/2013	Unknown	33	80	Explosives/Bombs/Dynamite
48	Pakistan	30/06/2013	Lashkar-e-Jhangvi	32	55	Explosives/Bombs/Dynamite
49	Iraq	14/03/2013	Al-Qa`ida in Iraq	32	50	Explosives/Bombs/Dynamite
50	Pakistan	10/01/2013	Lashkar-e-Jhangvi	31	70	Explosives/Bombs/Dynamite

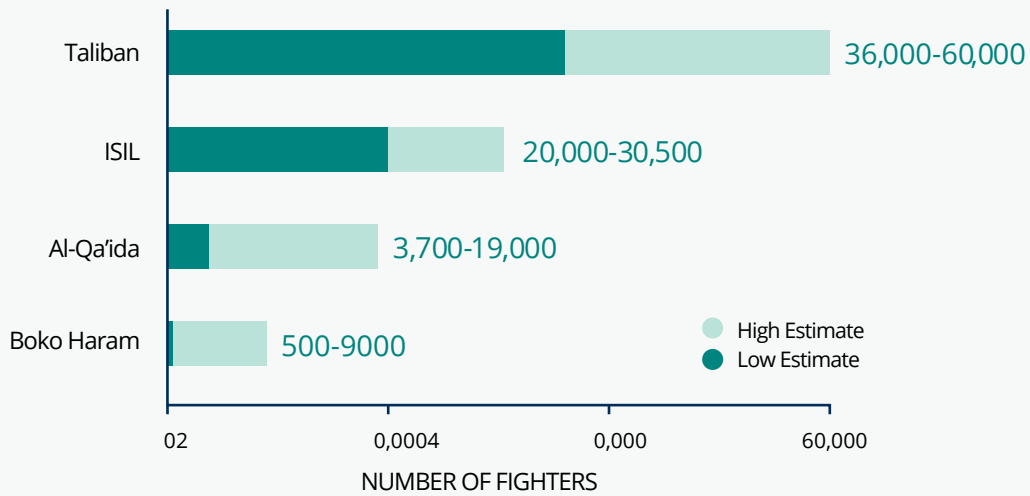
In 2013 four terrorist groups were responsible for 66 per cent of all deaths from claimed terrorism incidents: ISIL, Boko Haram, the Taliban and al-Qa`ida and its affiliates. These four groups are the most deadly terrorist groups in the last fifteen years, and have killed at least 25,000 people in a decade.

10 MOST DEADLY TERRORIST ORGANISATIONS BY NUMBERS KILLED (2000-2013)



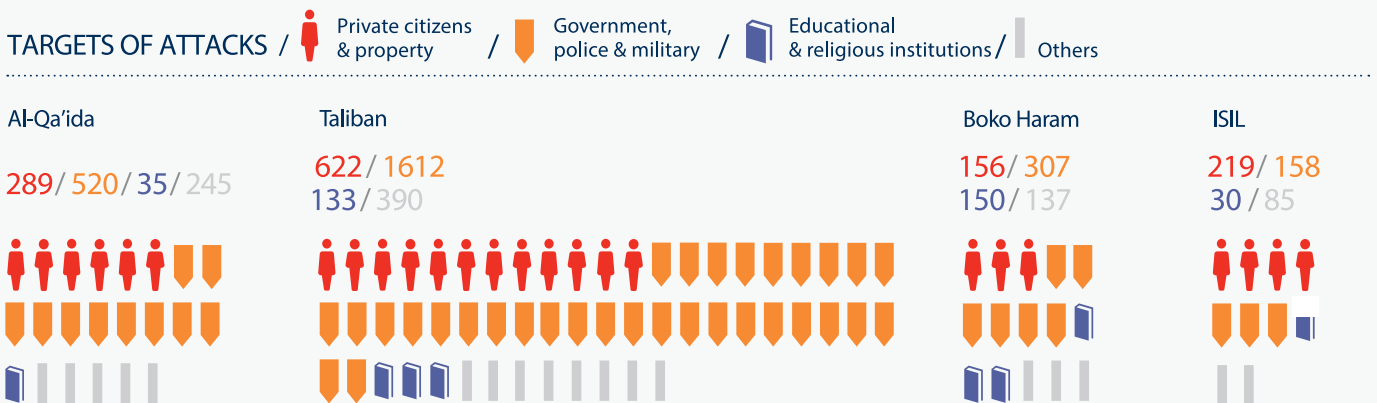
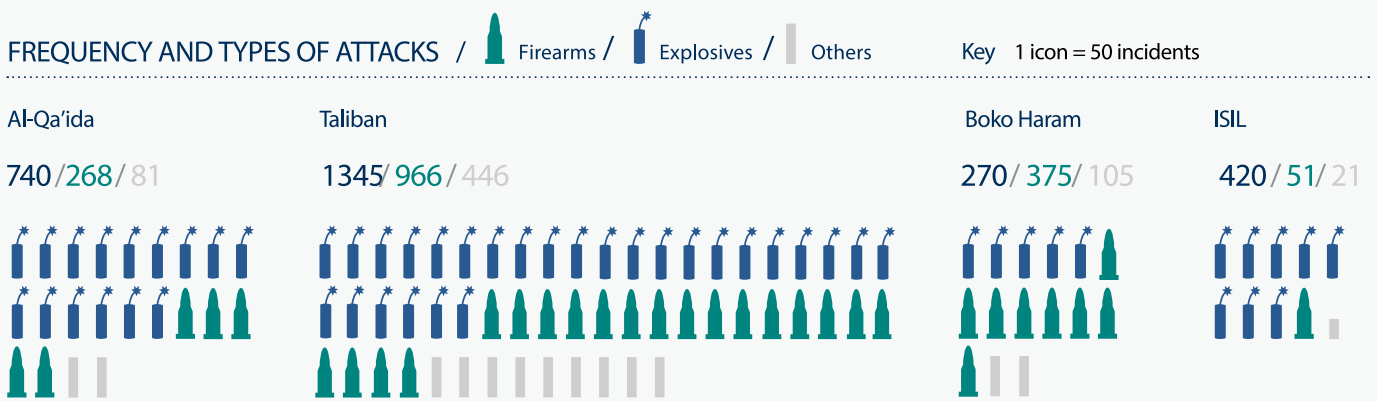
The deadliest terrorist group is the Taliban, which has killed over 12,000 people, closely followed by al-Qa`ida and its major affiliates that have killed at least 8,585 people. The Taliban is more numerous, but the most dangerous and one of the wealthiest terrorist organisations is the Islamic State, with at least three main revenue streams. It is believed that ISIL controls a dozen oil fields and refineries in Iraq and Syria generating revenues of between one to three million U.S. dollars per day.

## CAPACITY, NUMBER OF FIGHTERS



All terrorist organizations have various goals and methods of fighting, but they all have a common feature - numerous victims. Also variations of religious ideologies based on extreme interpretations of Wahhabi Islam are the key commonality for all four groups; however their strategic goals are not necessarily the same. To counteract the rise of religious extremism, moderate Sunni theologies need to be cultivated by credible forces within Islam.

## TARGETS & TACTICS, 2000-2013



According to the findings of the Global Terrorism Index, the level of global terrorist activity has greatly increased in the last decade. Most of the public conversation about terrorism has focused on conventional counter-terrorism efforts: intelligence gathering, policing, and military force. However, such efforts are often ineffective, and even counterproductive.

The 2014 Global Terrorism Index tracks the rise and fall of the world's largest terrorist organisations since 1998. Whilst the vast majority of terrorist groups are only responsible for a handful of deaths, a select few are responsible for the majority of death and destruction caused by terrorism in the last fifteen years.

Sources: <http://www.visionofhumanity.org>; <http://economicsandpeace.org>